


# Mutation spectrum of Mucopolysaccharidosis type III in Iranian patients



Samaneh Ahmadi<sup>1</sup>, Marziye Mojbafan<sup>1</sup> Sirous Zeinali<sup>1,2\*</sup>

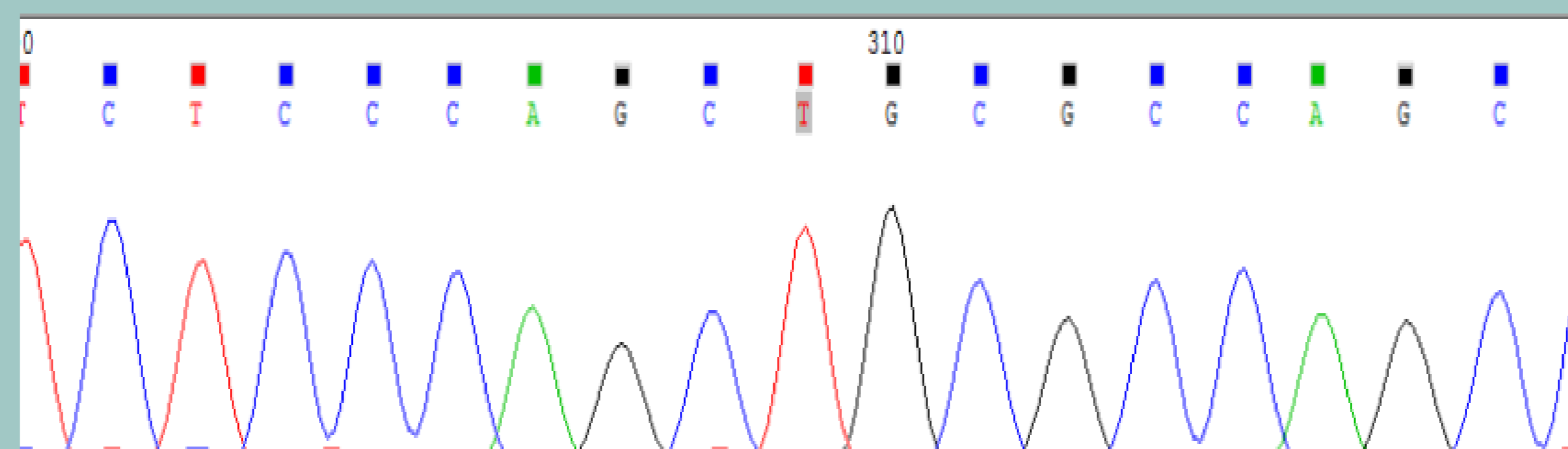
1 - Medical Genetics Lab, Kawsar Human Genetics Research Center, Tehran, Iran.

2 - Department of Molecular Medicine, Biotechnology Research Center, Pasteur Institute of Iran, Tehran, Iran

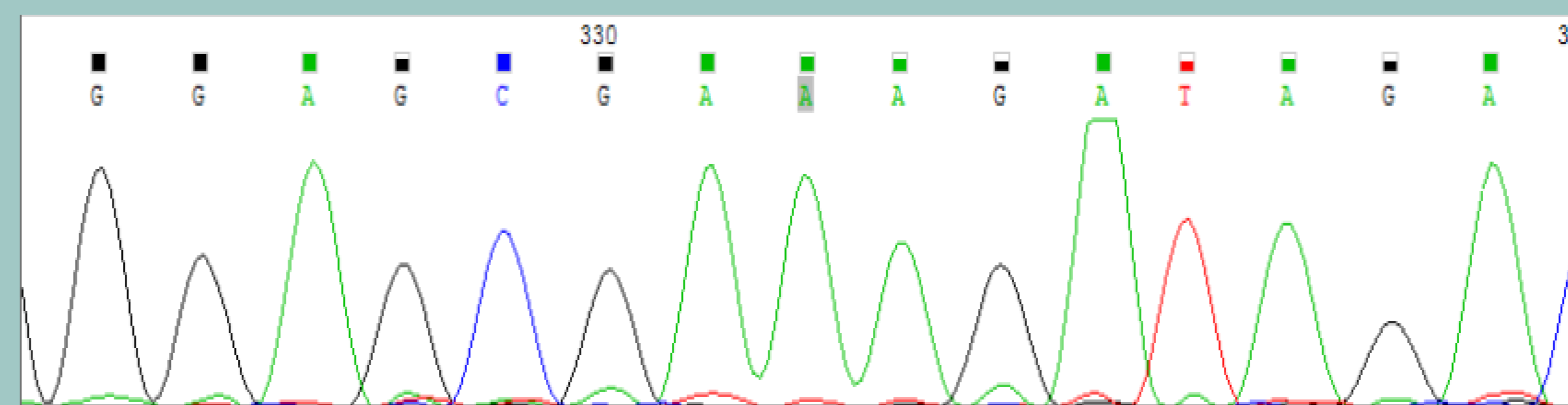
\*Email Address: sirouszeinali@yahoo.com

## INTRODUCTION

Mucopolysaccharidosis type III (MPS III, Sanfilippo disease) is characterized by delayed speech development, sleep disturbance, hyperactivity and aggressiveness. It results from deficiency of one of the four enzymes normally involved in degradation of heparin and heparin sulphate. These enzymes are heparan sulfate sulfamidase (SGSH),  $\alpha$ -N-acetylglucosaminidase (NAGLU), heparan sulfate acetyl-CoA:  $\alpha$ -glucosaminide N-acetyltransferase (HGSNAT), and N-acetylglucosamine-6-sulfatase (GNS).



SGSH gene  
c.220>T



NAGLU gene  
c.457G>A

## Result and Discussion

Three different mutations were identified in SGSH gene (c.220>T, c.1079 Del C and c.1298G>A) that have been previously described. In one of the families, c.457G>A mutation was located at NAGLU gene. These mutations influenced the structure and function of the protein. The results obtained from the present study increased our understanding from the molecular basis of MPS III in Iranian patients.

## Material and methods

4 Iranian patients were referred to Medical Genetics lab of Dr.Zeinali. DNA was extracted using salting out procedure. There were analyzed for MPSIII genes using Sanger sequencing.

## Keywords

Mucopolysaccharidosis type III, Iranian population, SGSH gene, NAGLU gene

## References

- 1- Neufeld E, Muenzer J. The mucopolysaccharidoses. In: Scriver CR, Beaudet AL, Sly WS, Valle D, eds. The metabolic and molecular bases of inherited disease. 7th ed. New York: McGraw-Hill, 1995:2465-94.
- 2- van de Kamp JJP, Niermeijer MF, von Figura K, Giesberts MAH. Genetic heterogeneity and clinical variability in the Sanfilippo syndrome (types A, B, and C). Clin Genet 1981; 20:152-60.
- 3- Zhao HG, Hong HL, Bach G, Schmidtchen A, Neufeld EF. The molecular basis of Sanfilippo syndrome type B. Proc Natl Acad Sci USA 1996;93:6101-5.
- 4- Weber B, Guo XH, Wraith JE, et al. Novel mutations in Sanfilippo A syndrome: implications for enzyme function. Hum Mol Genet 1997;6:1573-9.